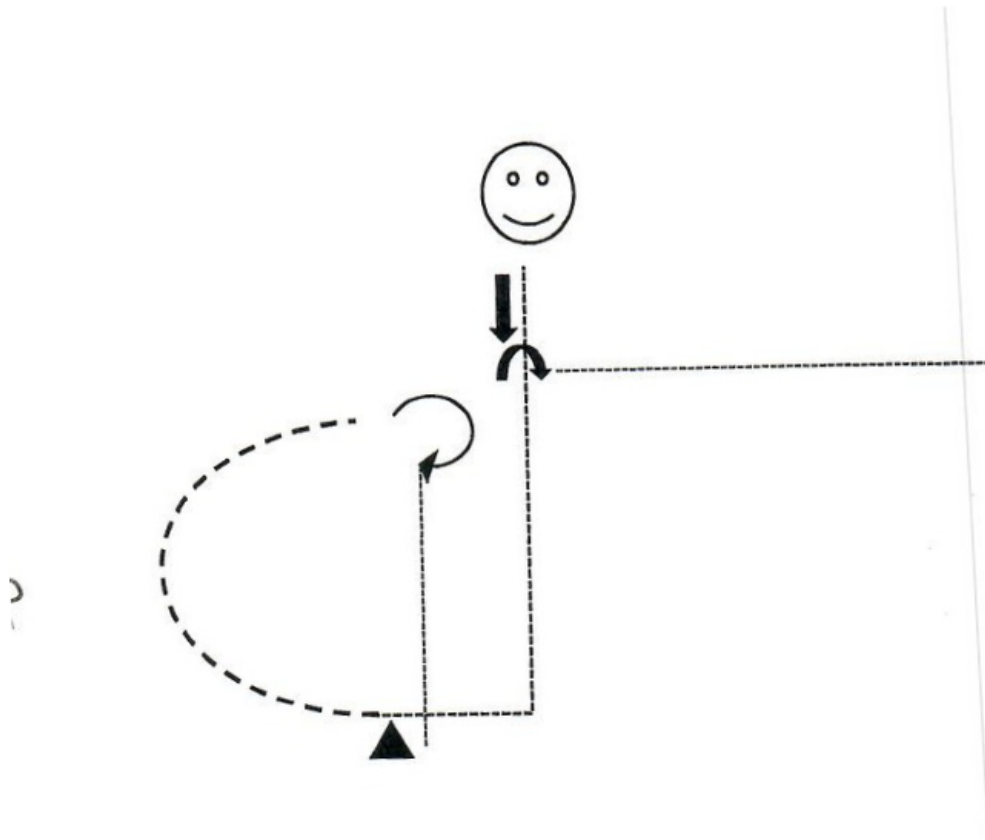


2026 GREAT 8 ZONE-A-RAMA

Showmanship

All Walk-Trot & Pee-Wee

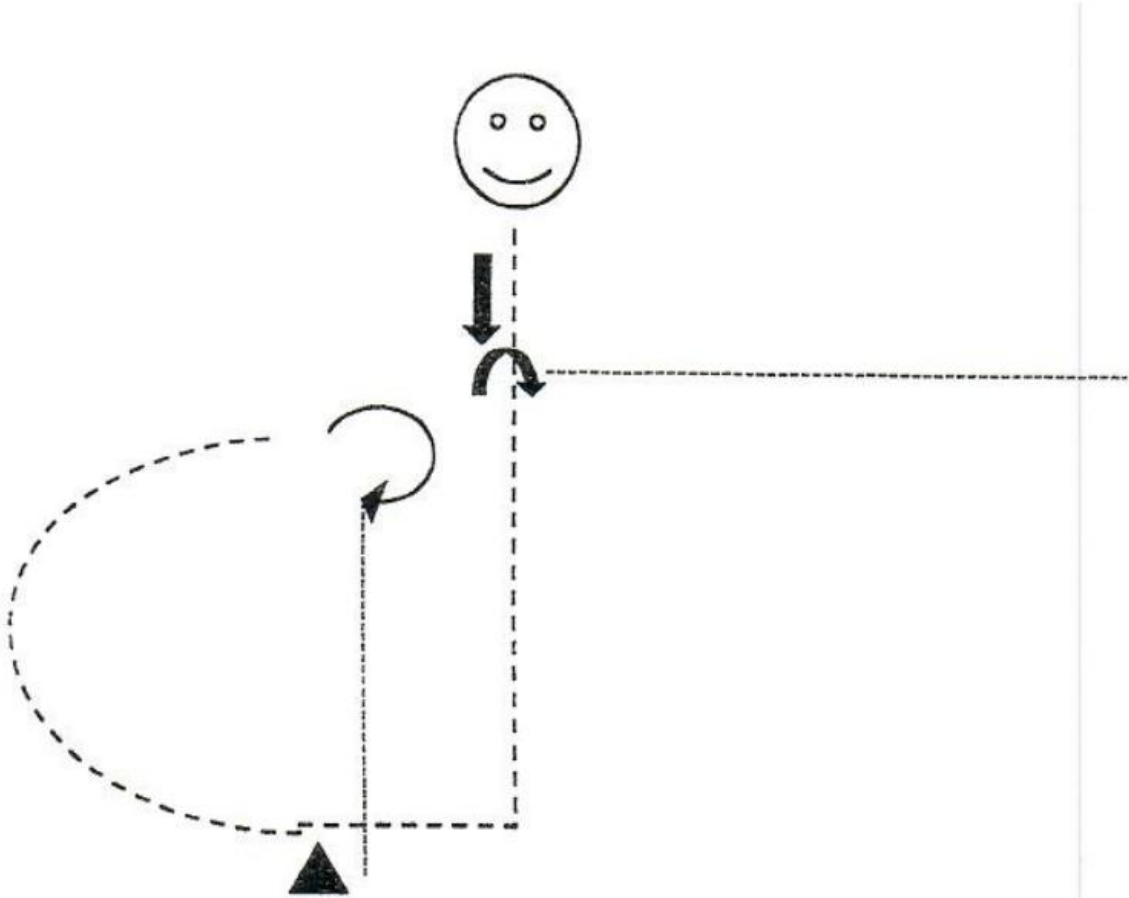


1. Walk
2. 270 degree turn
3. Trot a half circle to the top of cone A (Extended walk for APHA Amateur Walk-Trot Showmanship and All Breed Walk Trot Showmanship. Pee Wee will normal walk.
4. Walk a square corner to the judge
5. Set up for inspection
6. Back 4 steps
7. 90 degree turn and walk

2026 GREAT 8 ZONE-A-RAMA

Showmanship

Novice Youth, Novice Amateur, Youth 13 & Under,
All Breed

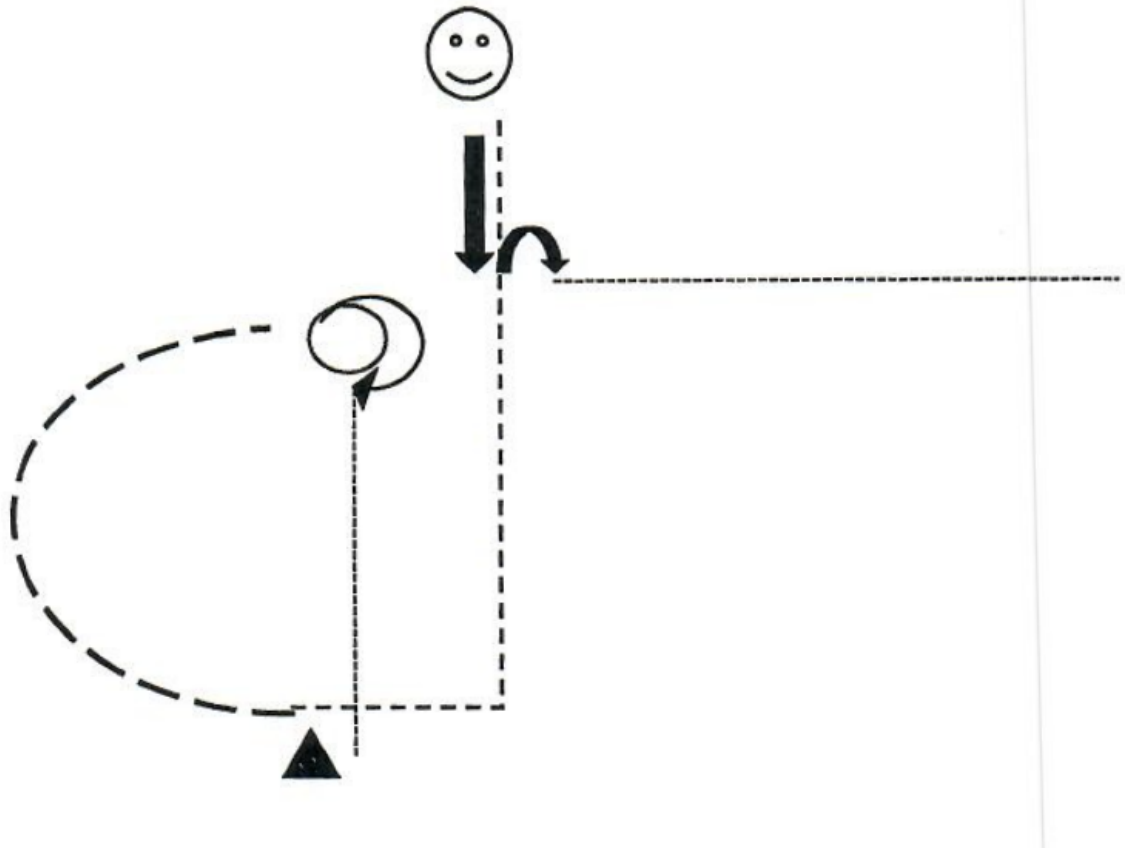


1. Walk
2. 270 degree turn
3. Trot a half circle to the top of cone A
4. Trot a square corner to the judge
5. Set up for inspection
6. Back 4 steps
7. 90 degree turn and walk

2026 GREAT 8 ZONE-A-RAMA

Showmanship

Youth 18 & Under, Amateur, Masters Amateur,
\$200 added Showmanship



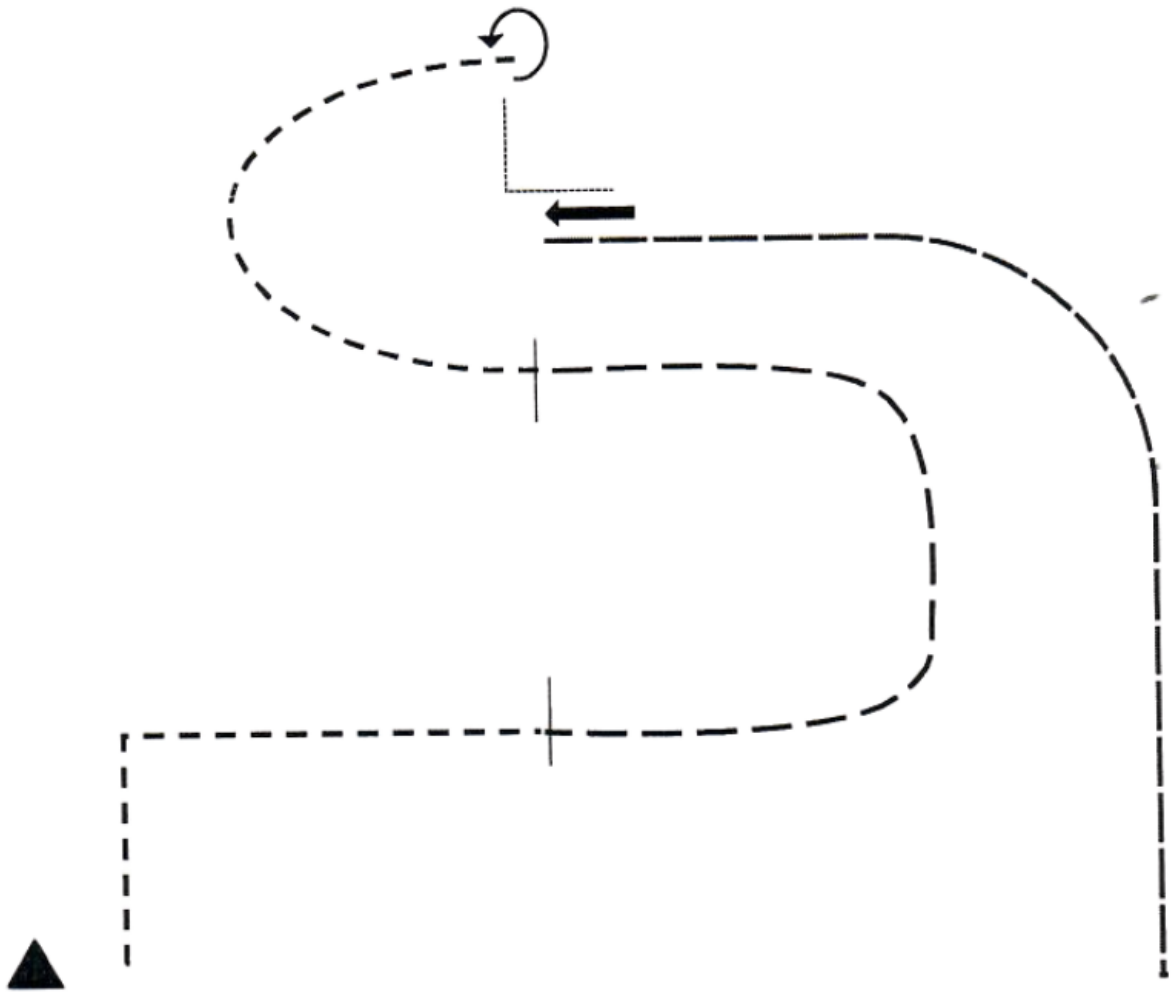
1. Walk
2. 630 degree turn
3. Extended Trot a half circle to the top of cone A
4. Trot a square corner to the judge
5. Set up for inspection
6. Back 4 steps
7. 90 degree turn and walk

2026 GREAT 8 ZONE-A-RAMA

Horsemanship

Walk-Trot and Pee Wee

***Pee Wee will walk the whole pattern**

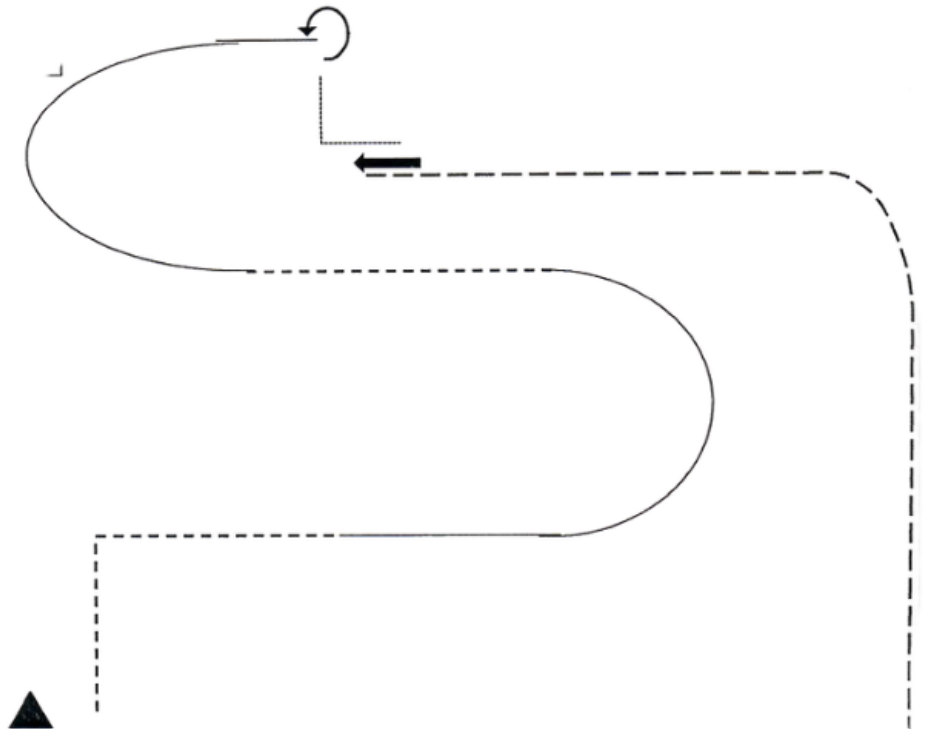


1. Jog a square corner
2. Extended Jog loop to the left
3. Jog a loop to the right
4. Stop and turn 270 degrees to the left
5. Walk a square corner to the left
6. Stop and back a horse length
7. Extended jog to the exit

2026 GREAT 8 ZONE-A-RAMA

Horsemanship

Novice Youth, Novice Amateur, Youth 13 & Under,
All Breed

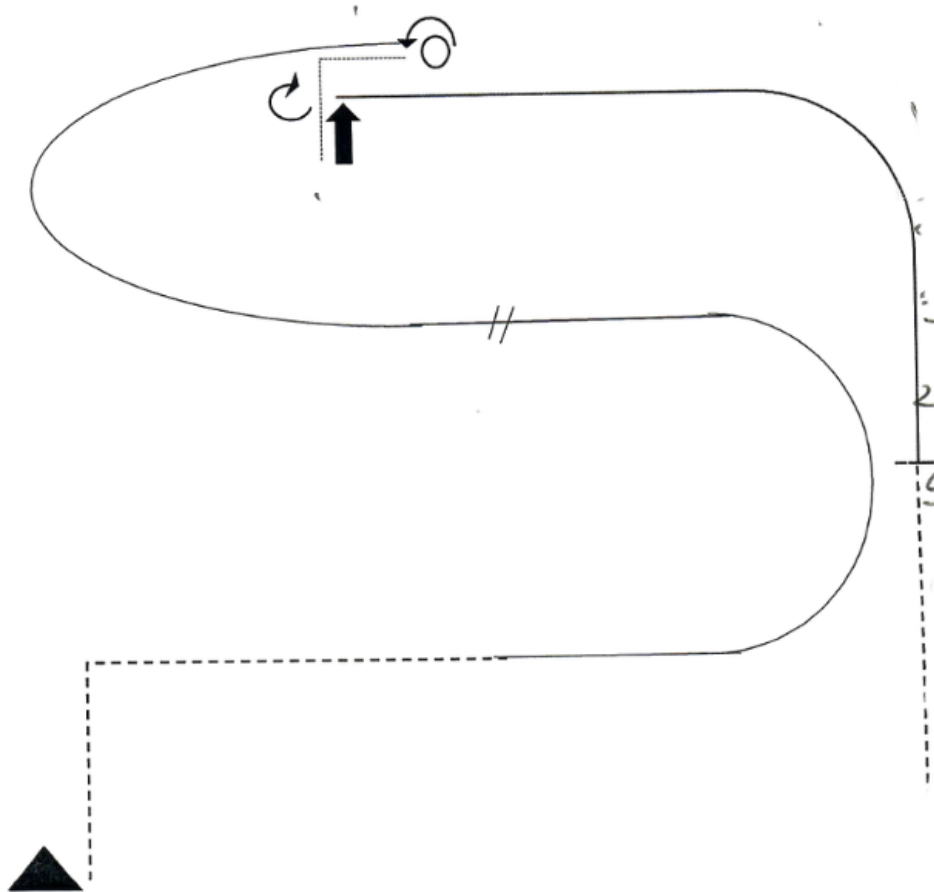


1. Jog a square corner
2. Left lead lope
3. Jog
4. Right lead lope
5. Stop and turn 270 degrees to the left
6. Walk a square corner to the left
7. Stop and back a horse length
8. Extended jog to the exit

2026 GREAT 8 ZONE-A-RAMA

Horsemanship

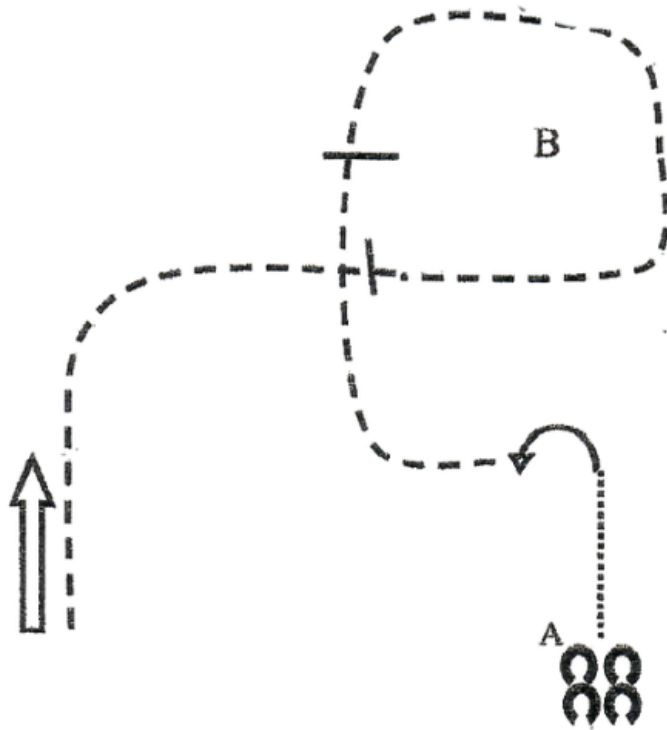
Youth 18 & Under, Amateur, and Amateur Masters



1. Jog a square corner
2. Left lead lope
3. Change leads
4. Right lead lope
5. Stop and turn 540 degrees to the left
6. Walk a square corner to the left
7. Stop and back a horse length
8. 270 degree turn to the right
9. Extended jog
10. Collect jog to the exit

2026 GREAT 8 ZONE-A-RAMA

Equitation All Walk-Trot

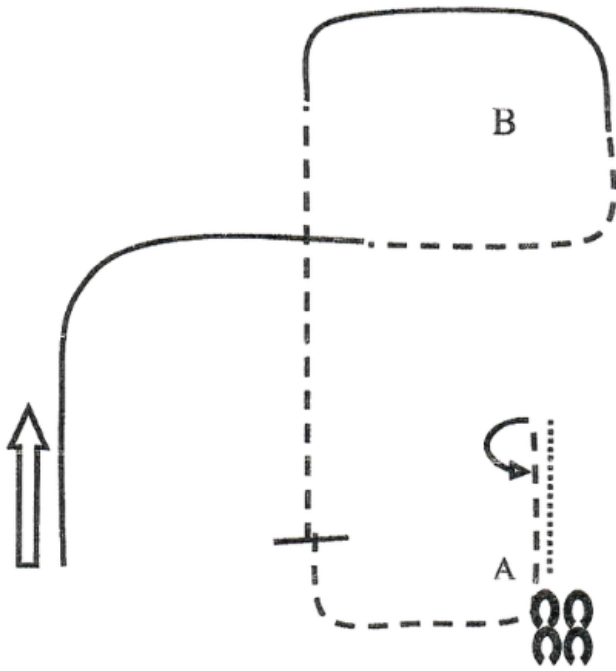


1. Walk two horse lengths
2. Left 90 degree forehand turn
3. Sitting trot curve towards B
4. Left diagonal around B
5. Switch to right diagonal past B
6. Right diagonal til inline with A
7. Stop and back 1 horse length

2026 GREAT 8 ZONE-A-RAMA

Equitation

Novice Youth, Novice Amateur, Youth 13 & Under,
All Breed

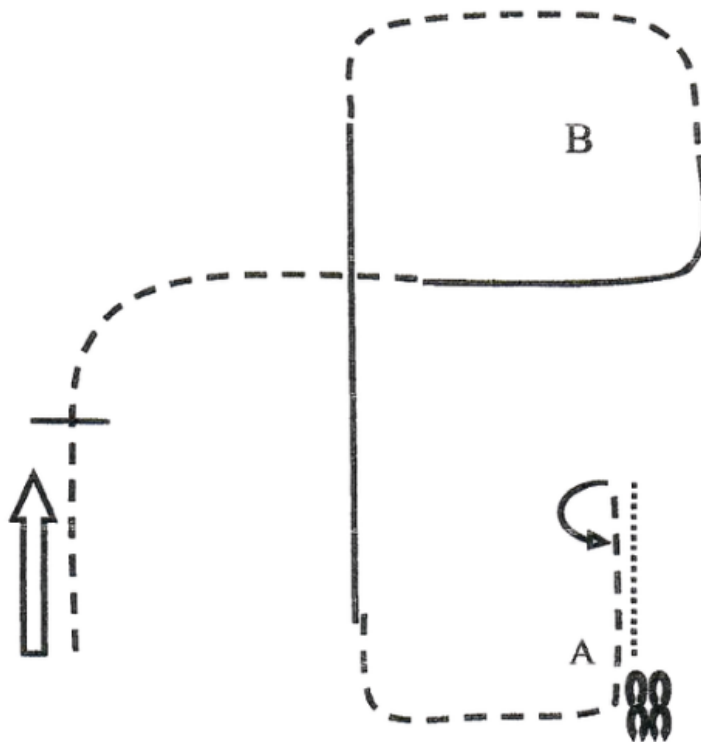


1. Walk two horse lengths
2. Left 180 degree forehand turn
3. Sitting trot around A
4. Right diagonal to B
5. Right lead around B
6. Left diagonal around 1 corner
7. Left lead around corner and back to A
8. Stop and back 1 horse length

2026 GREAT 8 ZONE-A-RAMA

Equitation

Youth 18 & Under, Amateur, Amateur Masters

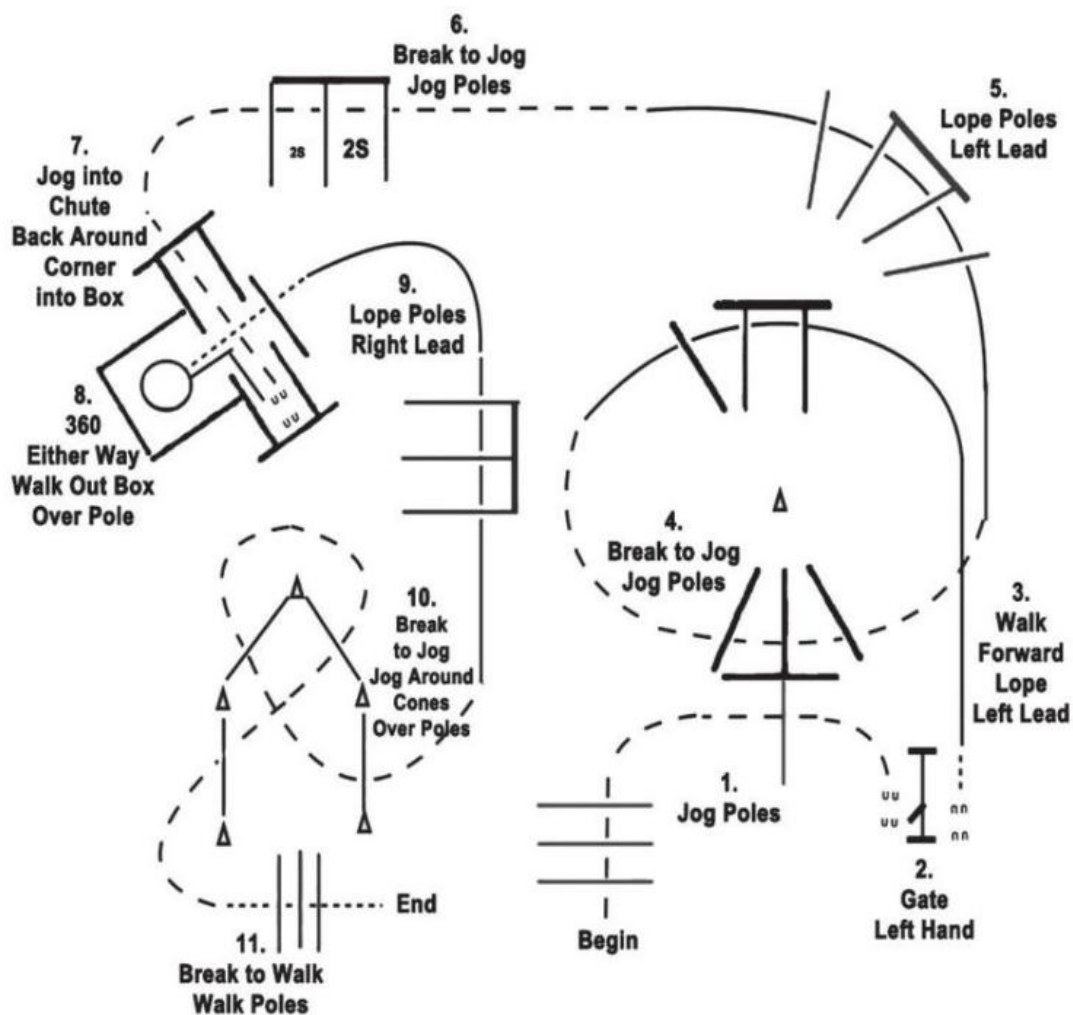


1. Walk two horse lengths
2. Left 180 degree forehand turn
3. Sitting trot around A
4. Right lead to B
5. Left diagonal around B
6. Left lead around corner
7. Right diagonal around corner
8. Two-point back until even with A
9. Stop and back 1 horse length

2026 GREAT 8 ZONE-A-RAMA

Trail- All Riding Trail Classes

Walk Trot will Trot where it says Lope

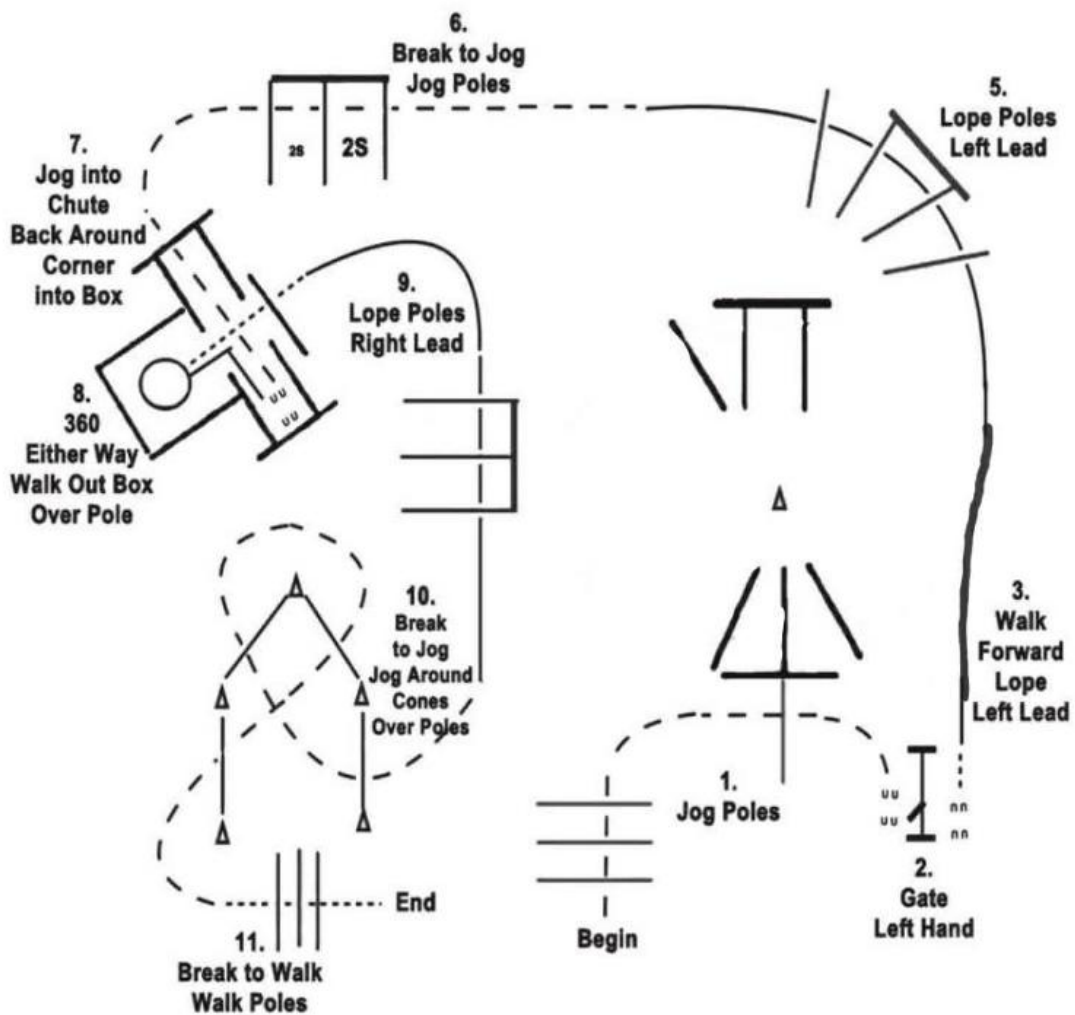


2026 Great 8 Zone-O-Rama

Trail: All In-Hand and Pee Wee

In Hand will Trot where it says Lope.

Pee Wee is Walk Only

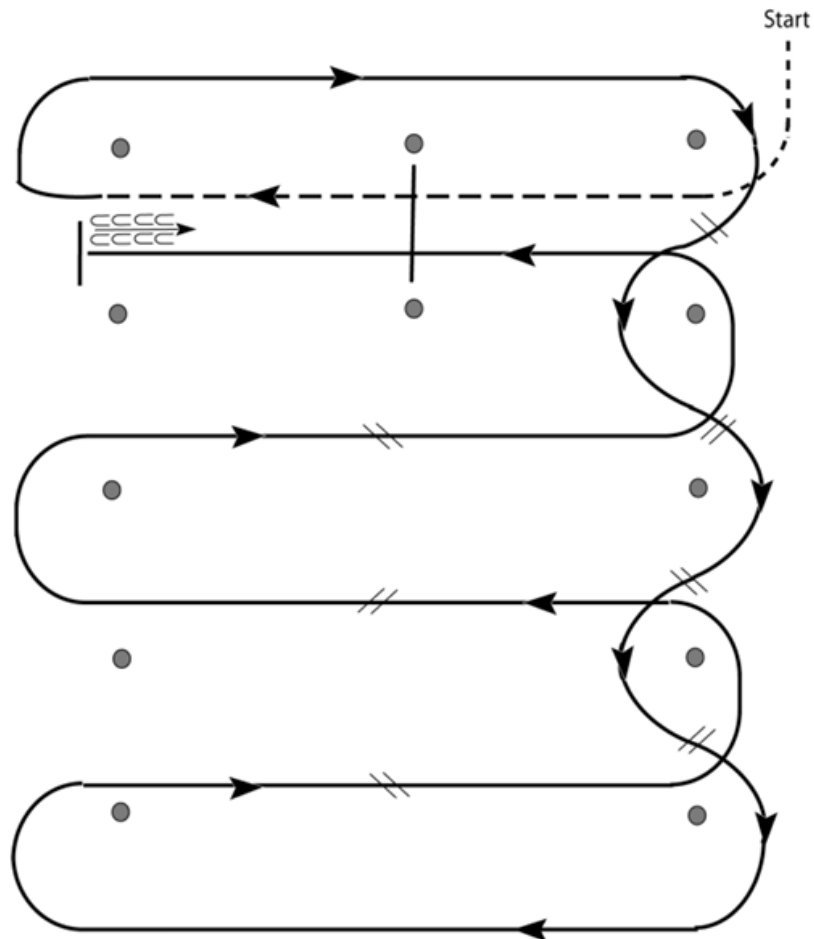


Great 8 Zone O Rama

Western Riding (All Except Green)

w w w . H o r s e S h o w P a t t e r n s . c o m

w w w . H o r s e S h o w P a t t e r n s . c o m



1. Walk, transition to jog, jog over log.
2. Transition to right.
3. First line change.
4. Second line change.
5. Third line change.
6. Fourth line change.
7. First crossing change.
8. Second crossing change.
9. Third crossing change.
10. Lope over log.
11. Lope, stop and back.

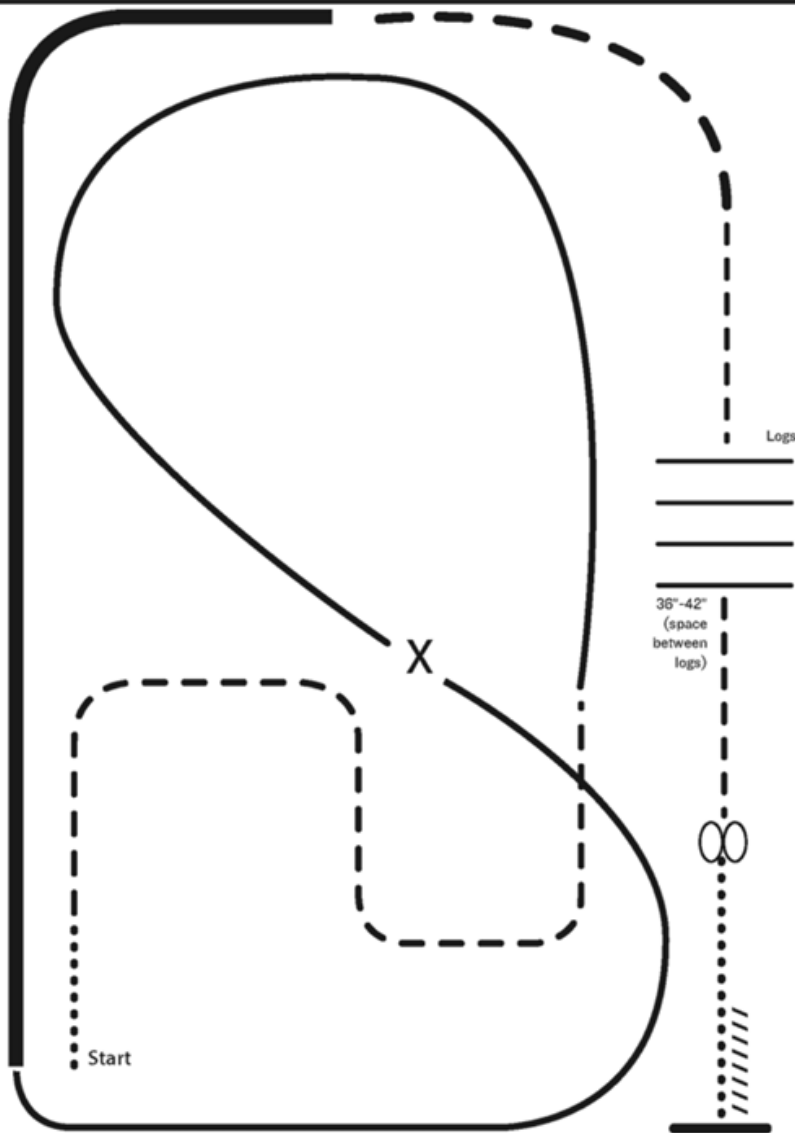
[WR/OP-4]

Great 8 Zone O Rama

Ranch Riding (All)

www.HorseShowPatterns.com

www.HorseShowPatterns.com



- X Lead Change
- Walk
- - - Trot
- - - Ext trot
- — — Lope
- — — Ext Lope
- ////// Back

1. Walk
2. Trot serpentine
3. Lope left lead around the end of the arena and then diagonally across the arena
4. Change leads (simple or flying) and
5. Lope on the right lead around end of the arena
6. Extend lope on the straight away and around corner to the center of the arena
7. Extend trot around corner of the arena
8. Collect to a trot
9. Trot over logs
10. Stop, do 360 degree turn each direction (either direction 1st) (L-R or R-L)
11. Walk, stop and back

Great 8 Zone-O-Rama

Ranch Pleasure (All)

PATTERN 1

- Extended Walk- 75 feet
- Trot- 120 feet
- Extended Trot- 240 feet
- Lope- 150 feet
- Stop; reverse (either direction)
- Walk- 30 feet
- Lope- 150 feet
- Extended Lope- 200 feet
- Trot- 90 feet
- Stop and Back.